

Fresh Features, Julienne Cut

Hans Schnedlitz - Baltic Ruby 2025





Hans Schnedlitz

Freelance Ruby/RoR Engineer 💎


- Vienna.rb Organizer 🇦🇹
- @hansschnedlitz 🦋
- hansschnedlitz.com 🌐
- Not a Chef ❌👨🍳

How to Build Software

1. Have an Awesome Idea 
2. Bit of Building 
3. Profit! 

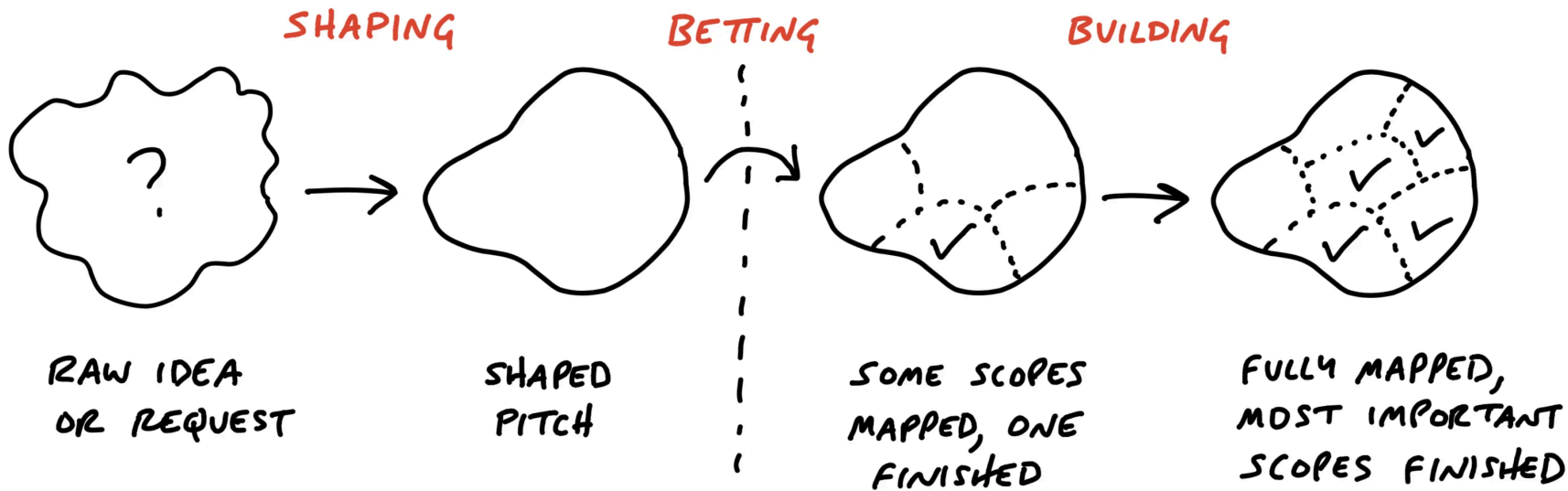
How to Cook

1. Read the Recipe 📖
2. Bit of Cooking 🍲
3. Enjoy! 🍴





Building is Hard



**Make Many Small Changes
Fast**

Make One Big Change Slowly

Ingredients:

Plum Compote

- 4 plums, Austrian prune plums are ideal but any plum will work
- 1/4 cup (60 ml) water
- 1/4 cup (50 g) sugar
- 1/2 teaspoon cinnamon


Kaiserschmarrn

- 1/3 cup (50 g) raisins
- Water or rum, for soaking the raisins
- 4 egg yolks
- 1 2/3 cup (400 ml) cream
- 1 heaping cup (150 g) flour
- A pinch salt
- 4 egg whites
- 3 tablespoons (45 g) butter or beef fat
- 3 1/2 tablespoons (45 g) vanilla sugar*

*If you don't have vanilla sugar, add 1/2 teaspoon vanilla extract to the batter and use plain sugar.

Instructions:

1. **To make the plum compote:** Cut the plums in half and remove the pits.
2. In a saucepan, whisk together the water, sugar, and cinnamon until the sugar dissolves.
3. Place the plums in the saucepan, cut side down. The water-sugar mixture won't cover the plums, but that's okay.
4. Set the pan over medium heat and let it slowly come to a simmer. Once it's simmering, set the lid on it and let it cook undisturbed for 30 to 45 minutes. It's done when the plums are nice and soft and the syrup is thickened.
5. **To make the kaiserschmarrn:** Place the raisins in a bowl and cover them with water or rum. Let them soak for 30 minutes.
6. Preheat the oven to 425°F (220°C).
7. Whisk the egg yolks to break them up and combine them. Whisk in half of the cream. Sift in the flour and whisk it in as well, then whisk in the rest of the cream until the batter is smooth. Adding the cream in two parts helps to make a smooth batter. Whisk in the salt.
8. In a separate very clean bowl, beat the egg whites to soft peaks. This should take a few minutes with a stand mixer or about 20 minutes by hand.
9. Add half of the egg whites to the batter and gently fold them in with a spatula. You don't want to deflate the egg whites too much as you mix. Once it's mostly mixed in, add the rest of the egg whites and fold until there are no more streaks of egg white visible.
10. Melt the butter or beef fat in an oven-safe pan over medium heat. When it's melted and



Let's Build Something







The Bear

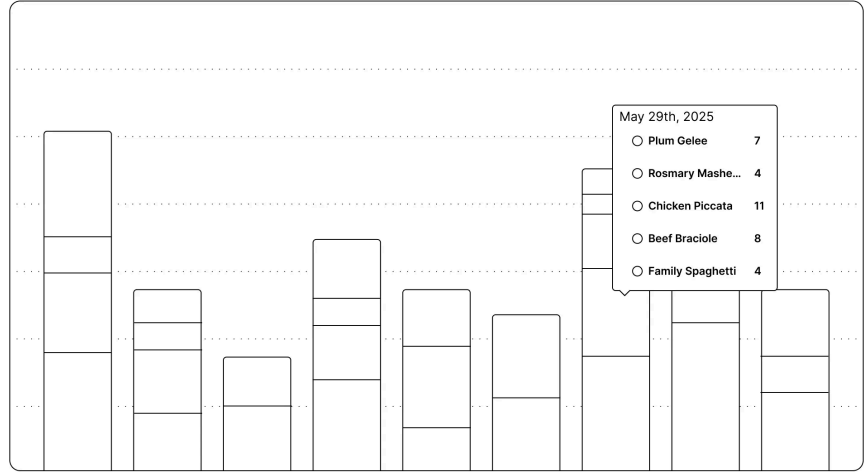


Report

☰ Sales \$ Income

☰ Categories ▾

< 05/01/2025 - 06/01/2025 >



TODO

- Graph
 - Group by days
 - Group by months
 - Group by tags
 - Details
- Filtering
 - Filter by month
 - Filter by arbitrary period
 - Filter by tags
- Graph Type
 - Count
 - Income

TODO

- DB
 - Queries for Grouping
 - By dates
 - Queries for filtering
 - By Dates
 - By Tags
- Controller
 - Graph Type Parameter
 - Filter Parameters
- UI
 - Graph
 - Date Filter Form
 - Tag Filter Form
 - Graph Type Toggle
 - Popover Details

What just happened? 🤔

The Horizontal Cut



```
class Order < ApplicationRecord
  has_and_belongs_to_many :tags

  scope :with_tag, →(tag) {
    joins(:tags) .where(tags: { name: tag })
  }
  scope :period, →(start_date, end_date) {
    where(created_at: (start_date..end_date))
  }

  class << self
    def count_by(period)
      group(:name)
        .group_by_period(period, :created_at)
        .count
    end

    def price_by(period)
      group(:name)
        .group_by_period(period, :created_at)
        .sum(:price)
    end
  end
end
```

```
class ReportsController < ApplicationController
  before_action :apply_filters, only: :index

  def index
    @chart_data = @type == "count" ?
      @orders.count_by(@period) :
      @orders.price_by(@period)
  end

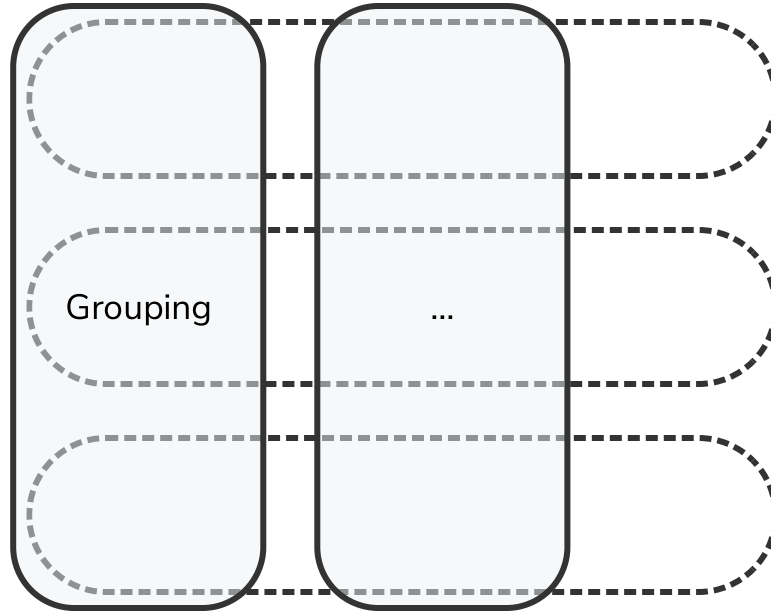
  private

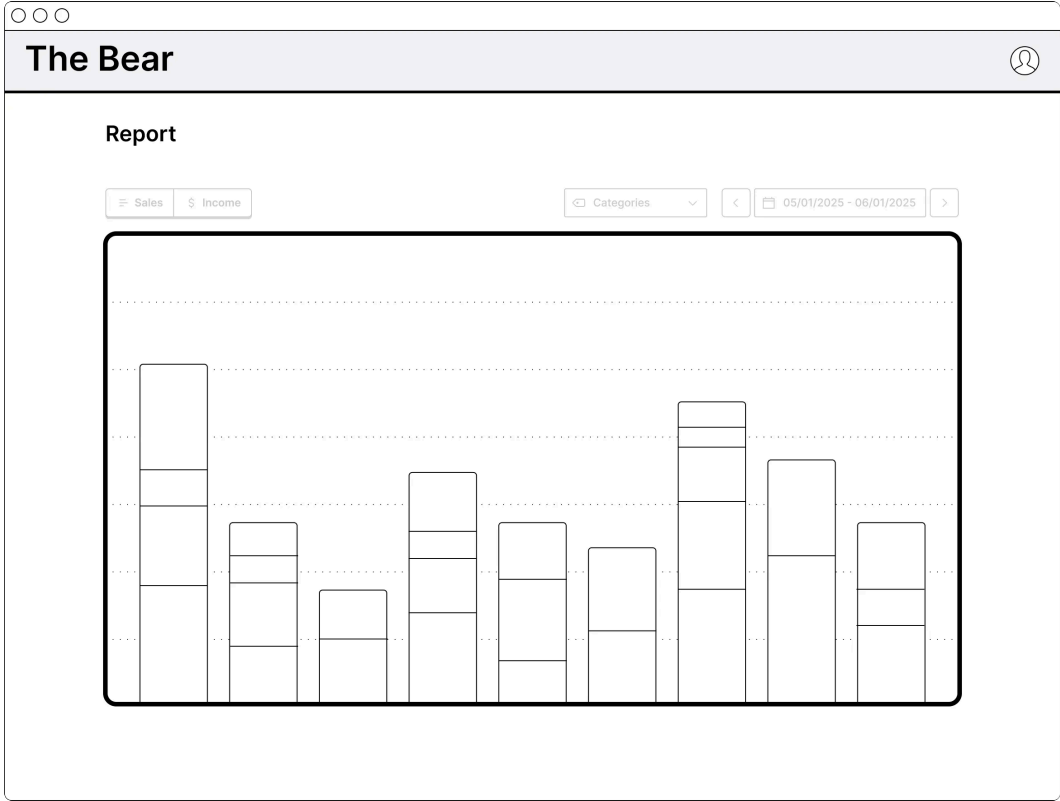
  def apply_filters
    @start_date = params.dig(:report, :start_date)
      &.to_datetime || DateTime.now.beginning_of_month
    @end_date = params.dig(:report, :end_date)
      &.to_datetime || DateTime.now.end_of_month
    @tags = params.dig(:report, :tags)
    @period = params.dig(:report, :period) || "day"
    @type = params.dig(:report, :type) || "count"

    @orders = Order.period(@start_date, @end_date)
    @orders = @orders.with_tag(@tags) if @tags.present?
  end

  # ...
end
```

The Vertical Cut





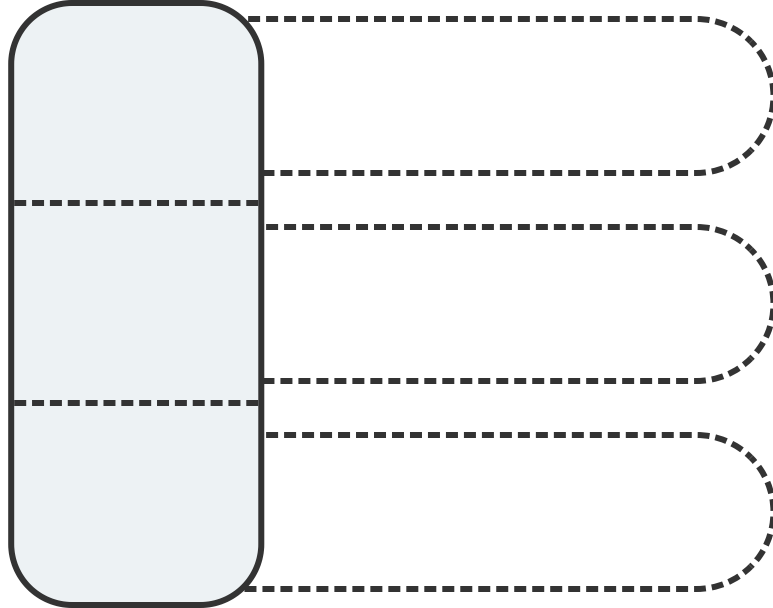
```
<div class="container mx-auto px-4 py-8">
  <div class="mb-8">
    <h1 class="text-3xl font-bold text-gray-800 mb-6">Orders Dashboard</h1>

    <div class="bg-white p-6 rounded-lg shadow-md mb-8">
      <h2 class="text-xl font-semibold text-gray-800 mb-4">Orders by Name
      <%= column_chart @chart_data, height: "400px", stacked: true %>
    </div>
  </div>
</div>
```

```
class ReportsController < ApplicationController
  def index
    @chart_data = Order
      .where(created_at: (DateTime.now.beginning_of_month..DateTime.now.end_of_month))
      .count_by("day")
  end
end
```

```
class Order < ApplicationRecord
  class << self
    def count_by(period)
      group(:name)
        .group_by_period(period, :created_at)
        .count
    end
  end
end
```



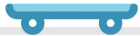
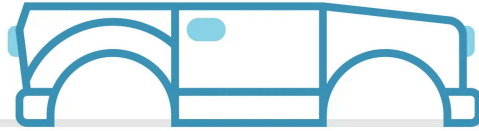
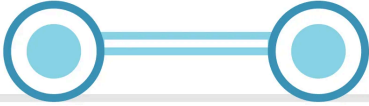
Why not Both?



Slicing Features in Practice

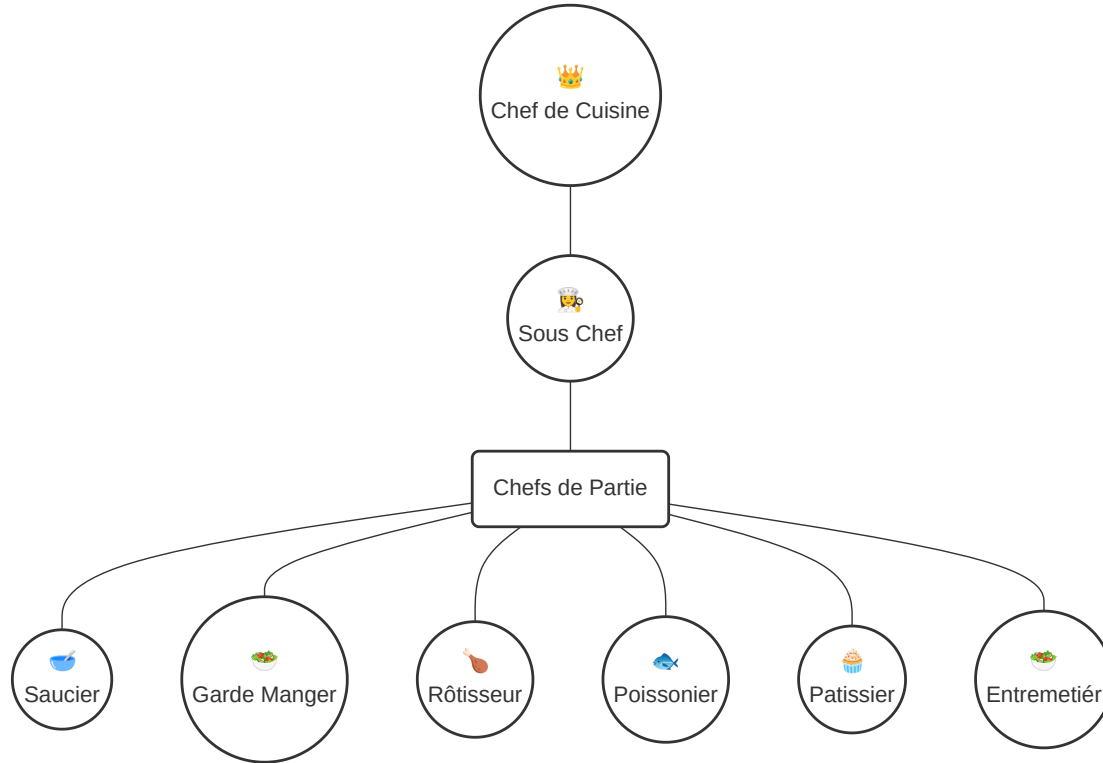
Value First

- What is most valuable to the Customer? 💰
- Focus on delivering that *first!*
- Cut vertically, prioritize relevant slice
- Easy to get wrong ⚠️





The Kitchen Brigade












This branch has conflicts that must be resolved

Resolve conflicts

Use the [web editor](#) or the command line to resolve conflicts before continuing.

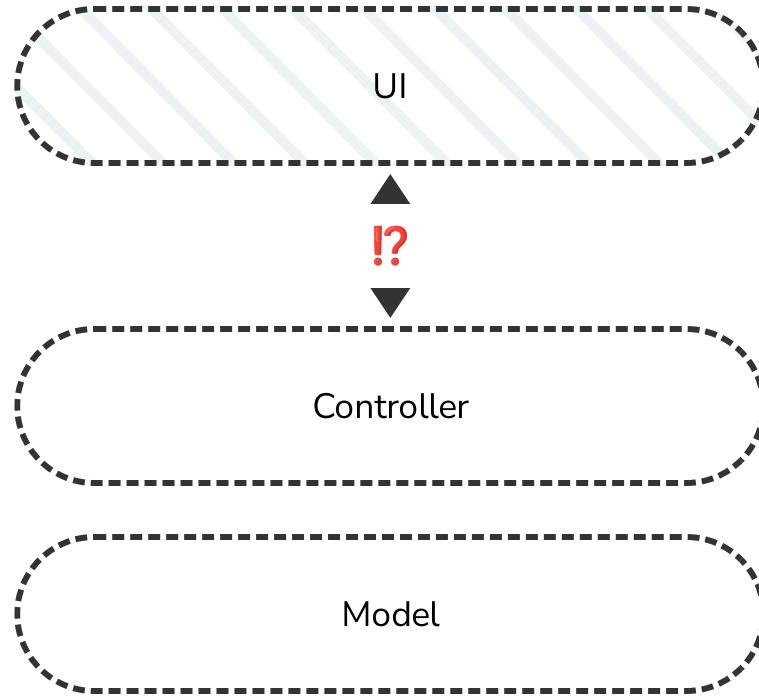
-  app/controllers/games_controller.rb
-  app/controllers/invitations_controller.rb
-  app/helpers/games_helper.rb
-  app/javascript/application.js
-  app/models/answer.rb
-  app/models/game.rb
-  app/models/player.rb
-  app/models/question.rb
-  app/models/user.rb
-  app/views/components/_player_pill.html.erb
-  app/views/games/_form.html.erb
-  app/views/games/_game.html.erb
-  app/views/games/index.json.jbuilder

Squash and merge






You can also merge this with the command line. [View command line instructions.](#)

Horizontal Cuts Gone Wrong



Minimize Overhead

- Every slice creates more work 
- Tickets, Testing, Reviews...
- Integrating slices into the whole is also work 
- Results vary depending on your process 

Not Too Large, Not Too Small




Substitutions

In the restaurant context, "substitutions" typically refer to changes a customer requests in their order, like swapping an ingredient, removing something, or adding a different side

Substitute UI

○ ○ ○

The Bear



Report

≡ Sales \$ Income


Categories ▾ < 05/01/2025 - 06/01/2025 >

	Plum Gelee	Rosmary Mased Potatoes	Chicken Piccata	Beef Braciole	Family Spaghetti
05/01/2025	7	4	11	8	5
05/02/2025	12	3	24	22	12
05/03/2025	4	8	1	7	18
...					
05/30/2025	3	12	13	9	6
05/31/2025	8	4	17	12	9



Thank You!

Questions or remarks? Send them my way!

[@hansschnedlitz](#)  / hansschnedlitz.com 